

















































COD.		L Larghezza (CM)	P Profondità (CM)	H Altezza (CM)	M C Volume	SAUVANNE	PELLE B	PELLE B	PELLE C	PELLE C	TESS B	TESS B	CASHMERE	CASHMERE
0111		94	110	76	0,86	POLTRONA MAXI DX	23/8	1189	26/6	1318	21/8	1074	18/4	911
0102		83	110	76	0,76	POLTRONA SX	21/5	1077	23/1	1196	19/0	970	16/4	822
0101		83	110	76	0,76	POLTRONA DX	21/5	1077	23/1	1196	19/0	970	16/4	822
0203		116	110	76	1,07	2 POSTI CENTRALE	30/3	1541	33/4	1682	29/1	1472	24/5	1247
0104		96	110	76	0,80	POLTRONA CENTRALE GRANDE	22/5	1128	24/9	1240	20/6	1043	18/8	904
0115		79	110	76	0,73	POLTRONA CENTRALE 2 CUSCINI	20/1	1041	22/0	1136	20/3	1006	17/6	854
0113		69	110	76	0,63	POLTRONA MAXI CENTRALE	18/6	928	20/8	1014	17/6	887	15/7	754
0103		58	110	76	0,53	POLTRONA CENTRALE	16/4	817	17/4	894	15/6	778	13/8	658
0602		137	137	76	1,57	ANGOLO	26/0	1316	28/7	1450	23/8	1198	20/8	1010
0608		117	117	76	1,14	ANG QUADRO CON MECCANISMO	32/8	1619	35/4	1791	26/9	1325	25/9	1259
0697		104	166	76	1,44	DORMOSA 2 CUSCINI LAT SX	33/9	1699	37/4	1868	31/1	1575	27/8	1355
0696		104	166	76	1,44	DORMOSA 2 CUSCINI LAT DX	33/9	1699	37/4	1868	31/1	1575	27/8	1355
0705		94	166	76	1,30	DORMOSA MAXI SX	33/5	1687	36/6	1848	31/1	1571	27/8	1355
0704		94	166	76	1,30	DORMOSA MAXI DX	33/5	1687	36/6	1848	31/1	1571	27/8	1355
0701		83	166	76	1,15	DORMOSA SX	30/3	1541	33/8	1695	28/9	1434	24/5	1218
0700		83	166	76	1,15	DORMOSA DX	30/3	1541	33/8	1695	28/9	1434	24/5	1218
0716		147	110	76	1,35	POL 2 CUSCINI PENISOLA SX	29/0	1496	32/1	1646	27/2	1366	23/8	1180
0715		147	110	76	1,35	POL 2 CUSCINI PENISOLA DX	29/0	1496	32/1	1646	27/2	1366	23/8	1180
0714		137	110	76	1,26	POL MAXI PEN SX	28/9	1426	31/2	1560	26/9	1336	22/2	1131
0713		137	110	76	1,26	POL MAXI PEN DX	28/9	1426	31/2	1560	26/9	1336	22/2	1131
0712		126	110	76	1,16	POLTRONA PENISOLA SX	27/2	1382	30/5	1507	25/7	1298	22/1	1126

COD.		L Larghezza (CM)	P Profondità (CM)	H Altezza (CM)	M C Volume	SAUVANNE	PELLE B	PELLE B	PELLE C	PELLE C	TESS B	TESS B	CASHMERE	CASHMERE
0711		126	110	76	1,16	POLTRONA PENISOLA DX	27 2	1382	30 5	1507	25 7	1298	22 1	1126
1383		242	110	76	2,02	3P GRANDE 2 RLX 2 MOTORI	75 1	3771	82 0	4136	69 6	3489	60 2	3037
1385		242	110	76	2,02	3P GRANDE 1 RLX SX 2 MOTORI	63 5	3192	70 6	3523	58 9	2919	50 7	2519
1384		242	110	76	2,02	3P GRANDE 1 RLX DX 2 MOTORI	63 5	3192	70 6	3523	58 9	2919	50 7	2519
1359		224	110	76	2,06	3P 2 RLX 2 MOT	81 4	4081	88 2	4447	78 7	3943	66 0	3346
1372		224	110	76	2,06	3P RLX SX 2MOT	70 4	3532	77 5	3867	67 0	3351	56 5	2842
1371		224	110	76	2,06	3P RLX DX 2MOT	70 4	3532	77 5	3867	67 0	3351	56 5	2842
1317		208	110	76	1,91	3P 2 CUSC 2 RLX 2 MOTORI	74 5	3712	81 8	4083	69 4	3452	59 1	2976
1374		208	110	76	1,91	3P 2 CUSC RLX SX 2 MOT	63 4	3188	69 2	3497	57 9	2853	48 1	2447
1373		208	110	76	1,91	3P 2 CUSC RLX DX 2 MOT	63 4	3188	69 2	3497	57 9	2853	48 1	2447
1239		188	110	76	1,73	2P MAXI 2 RLX 2 MOT	70 0	3545	77 6	3863	68 5	3432	58 9	2911
1218		188	110	76	1,73	2P MAXI RLX SX 2 MOT	59 3	2961	64 6	3248	55 2	2792	47 1	2365
1217		188	110	76	1,73	2P MAXI RLX DX 2 MOT	59 3	2961	64 6	3248	55 2	2792	47 1	2365
1244		166	110	76	1,53	2P 2 RLX 2 MOT	66 8	3304	71 1	3595	64 8	3210	54 5	2724
1236		166	110	76	1,53	2P RLX SX 2 MOT	54 5	2728	59 5	2993	51 9	2575	43 7	2183
1235		166	110	76	1,53	2P RLX DX 2 MOT	54 5	2728	59 5	2993	51 9	2575	43 7	2183
1126		108	110	76	0,99	POLTRONA RLX 2 MOT	44 1	2201	47 9	2400	42 0	2115	35 4	1791
1387		217	110	76	1,81	3P GRANDE LAT SX 2 RLX 2 MOT	71 8	3558	77 5	3887	66 1	3331	58 5	2917
1386		217	110	76	1,81	3P GRANDE LAT DX 2 RLX 2 MOT	71 8	3558	77 5	3887	66 1	3331	58 5	2917
1389		217	110	76	1,81	3P GRANDE LAT SX RLX 2 MOT	60 0	3005	65 3	3297	55 2	2776	48 9	2413
1388		217	110	76	1,81	3P GRANDE LAT DX RLX 2 MOT	60 0	3005	65 3	3297	55 2	2776	48 9	2413

COD.		L Larghezza (CM)	P Profondità (CM)	H Altezza (CM)	M C Volume	SAUVANNE	PELLE B	PELLE B	PELLE C	PELLE C	TESS B	TESS B	CASHMERE	CASHMERE
1307		199	110	76	1,83	3P LAT SX RLX 2MOT	63/5	3192	69/3	3481	61/1	3077	52/7	2608
1306		199	110	76	1,83	3P LAT DX RLX 2MOT	63/5	3192	69/3	3481	61/1	3077	52/7	2608
1357		183	110	76	1,53	3P 2 CUSC LAT SX 2 RLX 2 MOT	65/1	3260	70/9	3549	61/1	3077	53/3	2695
1356		183	110	76	1,53	3P 2 CUSC LAT DX 2 RLX 2 MOT	65/1	3260	70/9	3549	61/1	3077	53/3	2695
1335		183	110	76	1,68	3P 2 CUSC LAT SX RLX 2 MOT	58/5	2913	63/4	3177	54/1	2730	46/2	2340
1334		183	110	76	1,68	3P 2 CUSC LAT DX RLX 2 MOT	58/5	2913	63/4	3177	54/1	2730	46/2	2340
1241		163	110	76	1,36	2P MAXI LAT SX 2 RLX 2 MOT	61/3	3051	66/1	3321	57/7	2878	50/6	2528
1240		163	110	76	1,36	2P MAXI LAT DX 2 RLX 2 MOT	61/3	3051	66/1	3321	57/7	2878	50/6	2528
1246		163	110	76	1,50	2P MAXI LAT SX RLX 2MOT	54/1	2702	58/3	2946	52/7	2603	43/1	2190
1245		163	110	76	1,50	2P MAXI LAT DX RLX 2MOT	54/1	2702	58/3	2946	52/7	2603	43/1	2190
1243		141	110	76	1,18	2P LAT SX 2 RLX 2 MOT	56/4	2827	61/1	3077	53/7	2680	47/7	2358
1242		141	110	76	1,18	2P LAT DX 2 RLX 2 MOT	56/4	2827	61/1	3077	53/7	2680	47/7	2358
1238		141	110	76	1,30	2P LAT SX RLX 2 MOT	49/9	2471	53/7	2689	47/5	2382	40/0	2020
1237		141	110	76	1,30	2P LAT DX RLX 2 MOT	49/9	2471	53/7	2689	47/5	2382	40/0	2020
1164		121	110	76	1,01	POL GRANDE LAT SX RLX 2 MOT	38/7	1903	41/2	2086	35/5	1763	30/2	1536
1163		121	110	76	1,01	POL GRANDE LAT DX RLX 2 MOT	38/7	1903	41/2	2086	35/5	1763	30/2	1536
1155		104	110	76	0,96	POL 2 CUSC LAT SX RLX 2 MOT	37/4	1856	40/3	2042	34/2	1726	29/6	1487
1154		104	110	76	0,96	POL 2 CUSC LAT DX RLX 2 MOT	37/4	1856	40/3	2042	34/2	1726	29/6	1487
1158		94	110	76	0,86	POL MAXI LAT SX RLX 2 MOT	35/9	1776	38/1	1930	34/2	1717	29/3	1456
1157		94	110	76	0,86	POL MAXI LAT DX RLX 2 MOT	35/9	1776	38/1	1930	34/2	1717	29/3	1456
1152		83	110	76	0,76	POL LAT SX RLX 2 MOT	33/6	1653	35/7	1800	32/0	1604	27/4	1362

COD.		L Larghezza (CM)	P Profondita' (CM)	H Altezza (CM)	Mc Volume	SAUVANNE	PELLE B	PELLE B	PELLE C	PELLE C	TESS B	TESS B	CASHMERE	CASHMERE
1151		83	110	76	0,76	POL LAT DX RLX 2 MOT	33 6	1653	35 7	1800	32 0	1604	27 4	1362
1165		96	110	76	0,80	POL GRANDE CENTR RLX 2 MOT	33 9	1691	36 1	1830	31 0	1595	28 0	1410
1153		79	110	76	0,73	POL CENTR 2 CUSC RLX 2 MOT	33 1	1660	35 3	1787	31 1	1580	27 4	1362
1156		69	110	76	0,63	POL MAXI CENT RLX 2 MOT	31 6	1558	33 1	1675	31 1	1571	26 0	1329
1159		58	110	76	0,53	POL CENT RLX 2 MOT	28 8	1439	30 7	1545	29 7	1458	24 5	1237
0801		85	85	44	0,35	POUF QUADRATO	10 9	545	12 6	603	9 7	488	8 2	416