



■ Vers. 009



■ Vers. F46



■ Vers. 272+291+489+291+F52

SCHEMATICS

76-97cm / 30-38" 46cm / 18" 76-97cm / 30-38" 105cm / 41" 218cm / 86" 76-97cm / 30-38" 105cm / 41" 188cm / 74" 76-97cm / 30-38" 105-158cm / 41-62" 218cm / 86" 009 009 005 005 F46/R46 F46/R46

76-97cm / 30-38" 105-158cm / 41-62" 188cm / 74" 76-97cm / 30-38" 105cm / 41" 191cm / 75" 76-97cm / 30-38" 110cm / 43" 76-97cm / 30-38" 168cm / 66" 76-97cm / 30-38" 105cm / 41" 109cm / 43" F93/R93 F93/R93 018/019 018/019 047/049 047/049 272/274 272/274

76-97cm / 30-38" 105cm / 41" 94cm / 37" 76-97cm / 30-38" 105cm / 41" 84cm / 33" 76-97cm / 30-38" 105cm / 41" 69cm / 27" 76-97cm / 30-38" 105cm / 41" 168cm / 66" 76-97cm / 30-38" 76-97cm / 30-38" 000/002 000/002 291 291 001 001 198 198 489







115cm / 45" 115cm / 45" 76-97cm / 30-38" 230cm / 91" 115cm / 45" 76-97cm / 30-38" 109cm / 43" 76-97cm / 30-38" 105-158cm / 41-62" 94cm / 37" 76-97cm / 30-38" 105-158cm / 41-62" 76-97cm / 30-38" 489 200/201 200/201 F50/F52 F50/F52 F00/F02 F00/F02 F38

105-158cm / 41-62" 84cm / 33" 76-97cm / 30-38" 105-158cm / 41-62" 69cm / 27" 46cm / 18" 102cm / 40" 65cm / 26" F38 F25 F25 100 100

COMPOSITION EXAMPLES

308cm / 121" 308cm / 121" 393cm / 155" 303cm / 119" 230cm / 91" 306cm / 120" 272+291+489+291+274 (272+291+489+291X2+49) (272+291+049) (18+201)

TECHNICAL INFORMATION

| | | | | | | |
|---|-----------------|---|---|---|---|---|
|  | COVERING | Leather <input checked="" type="checkbox"/> | Soft Cover <input checked="" type="checkbox"/> | | | |
|  | LEGS | Wood <input checked="" type="checkbox"/> | Metal <input type="checkbox"/> | Plastic <input type="checkbox"/> | Castors <input type="checkbox"/> | Upholstered <input type="checkbox"/> |
|  | FILLING | Arms <input type="checkbox"/> Fiber <input type="checkbox"/> Foam <input type="checkbox"/> Feather/Fiber Mix <input type="checkbox"/> Feather | Seat cushion <input type="checkbox"/> Fiber <input type="checkbox"/> Foam <input type="checkbox"/> Feather/Fiber Mix <input type="checkbox"/> Feather | Back cushion <input type="checkbox"/> Fiber <input type="checkbox"/> Foam <input type="checkbox"/> Feather/Fiber Mix <input type="checkbox"/> Feather | | |
|  | COMFORT | Firm Comfort <input checked="" type="checkbox"/> | Standard Comfort <input checked="" type="checkbox"/> | | | |
|  | FUNCTION | Bed <input type="checkbox"/> | Electric motion <input type="checkbox"/> | Motion <input checked="" type="checkbox"/> | Recliner <input checked="" type="checkbox"/> | Sliding <input type="checkbox"/> |
|  | OPTIONS | Removable <input type="checkbox"/> | Nails <input type="checkbox"/> | Contrast Stitching <input type="checkbox"/> | | |

NOTES

- Tight Seat Cushion (the seat cushions of the models are fixed to the frame)
- Tight Back Cushion (the back cushions of the models are fixed to the frame)
- No Leather Side (the sectional pieces have the side covered with lining and not leather)
- Wood Frame
- Without Feet Assembled (the feet will be in a bag inside the package)
- Plastic Wrap (the model will be wrapped in a plastic bag)
- Wooden legs available with coffee lacquered 52 or iron grey 53 finishings.
- Feet height 8,0 cm